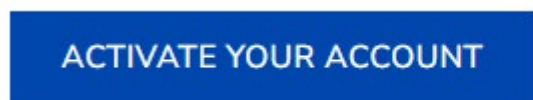


GEMINI INSTRUCTOR LOGIN INSTRUCTIONS

Step 1. Navigate to flcc.edu/it and select **Account Activation**.

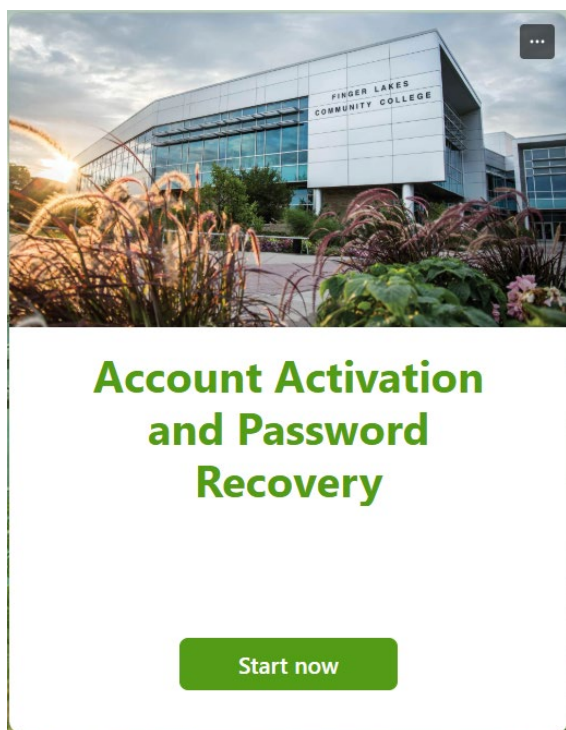


Step 2. Next select **Activate Your Account** or **Forgot Your Password**



[Forgot Your Password?](#)

Step 3. Select **Start Now**



GEMINI INSTRUCTOR LOGIN INSTRUCTIONS

Step 4. Select **Gemini Instructor**

* Required

Tell us a little about yourself.

This will get you to the correct form for you!

Are you a Student, a Parent, FLCC Employee, or Gemini Instructor? *

☐ Student

☐ Parent

☐ FLCC Employee

☐ Gemini Instructor

Next

Step 5. Please fill out the information shown. The information must match our records.

Note: If your address has changed since you started working with FLCC please contact Laura Jamison (Laura.Jamison@flcc.edu) or Fred Fink (Fred.Fink@flcc.edu) to update it before moving forward with this form.

Greetings, Gemini Instructor!

First Name (Legal Name) *

Enter your answer


Last Name (Legal Name) *

Enter your answer

Last four digits of your Social Security Number *

Enter your answer


GEMINI INSTRUCTOR LOGIN INSTRUCTIONS

Month of Birth * 

Enter your answer


Day of Birth * 

Enter your answer

Mailing Zip Code * 

Enter your answer

Step 6. Please use your **personal email address**. Then select **Submit**.

Personal Email Address associated with the college * 

Enter your answer

[Back](#) [Submit](#)

Step 8. Navigate to your personal email address, the one you entered in the form. You will receive a temporary password and instructions on the next steps to account recovery. If you have further questions, please contact the IT Helpdesk at (585-785-1419).